



# UHS FACT BOOK 2016

# Table of CONTENTS

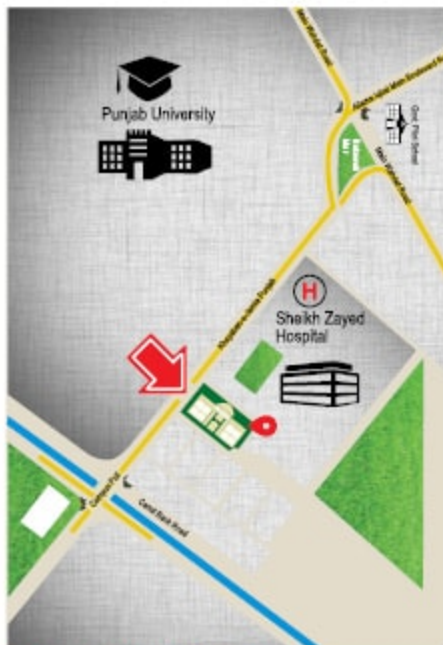
Map	5
Vice Chancellor's Foreword	6
Our Vision	9
Our Mission	10
Core Values	12
Profile Sheet for 2015-16	14
Milestone	16
Governance	18
- University Governance	21
- Office & Authorities	23
- University Organization	24
Students	28
- Registered Students	31
- Program wise Registered Students	31
- Enrolled Students	32
- Programme-wise Enrolled Students	32
- On Campus Enrollment	33
- Department wise Student Enrollment	34
- On Campus Admissions	36
- Student Graduation Data	37
- Degree Issued	38
Examination	39
- Examination Data	41
- Programme-wise Professional Examinations	42
- Admission Tests Data	43
- Medical College Admissions	45
Faculty & Staff	48
- Teaching Staff	51
- On Campus Teaching Staff	52
- Rank wise Distribution of Teachers	53

© University of Health Sciences Lahore, 2016

Compiled & Edited by:  
Muhammad Atif, Director Media & Publications

Printed at:  
ColorCode Printers, Lahore

- Department Wise and Rank Wise...	54
- Faculty Recruitment During 2015-16	56
- Non Teaching Staff	57
<b>Research</b>	<b>58</b>
- Research Publications	61
- Department-wise Research Publication	62
- Research Grants	63
<b>Event &amp; Activities</b>	<b>65</b>
- Meeting of Statutory Bodies	67
- Syndicate	68
- Academic Council	69
- Advanced Studies & Research Board	70
- Board of Studies in Medicine	71
- Board of Studies in Dentistry	71
- Board of Studies in Nursing	71
- Academic Activities Events Arranged	72
- OME Activities	74
- Important Events	82
<b>Quality Assurance &amp; Students Facilities</b>	<b>88</b>
- HEC University Ranking (Medical Sciences)	91
- HEC University Ranking (General/Overall)	91
- HEC Quality Assurance Ranking	91
- Library	92
- Computers in Teaching Departments	93
- Experimental Research Lab (Animal House)	94
<b>Finance &amp; Planning</b>	<b>95</b>
- Actual Receipts	97
- Actual Expenditure	98
- Planning & Development	99
<b>Departments &amp; Programmes</b>	<b>100</b>
<b>Affiliations</b>	<b>115</b>



## University of Health Sciences

Khayaban-e-Jamia Punjab,  
Lahore 54000, Pakistan  
UAN: +92 42 111 33 33 66  
Fax: +92 42 99231212  
E-mail: [info@uhs.edu.pk](mailto:info@uhs.edu.pk)  
Web: [www.uhs.edu.pk](http://www.uhs.edu.pk)



## Vice Chancellor's Foreword

University of Health Sciences (UHS) is well positioned to meet its goal of standardization of medical education in the country.

As the Vice Chancellor, I have experienced the privilege during 2015-16 of helping the University work towards achieving its goals; driving the organization's vision and ensuring appropriate governance.

UHS continues to excel in its commitment to research, learning and teaching, and engagement, with more than 5,000 students graduating annually. A mark of our success is that UHS is once again ranked by the Higher Education Commission (HEC) as the 2nd best university in the in the country in Medical Sciences category.

During 2015-16, UHS continued to distinguish itself as a research-driven university with a strong commitment to innovation and a focus on delivering benefits to public. A major milestone for UHS during 2015 was the University's First Convocation, marking the celebrations of success achieved in last 13 years.

I would like to acclaim the tremendous achievements of our University, and the committed passionate people who each day make UHS vision a reality. We thank you for your wonderful contributions during 2015-16 and look forward with confidence to the year ahead.

Maj Gen (R) Prof Muhammad Aslam  
MBBS, M.Phil, Ph.D. FPAMS, FCPS



## OUR VISION

“To train health professionals through Bio-Psycho-Social Model and develop human resources required for meaningful, multidisciplinary health care”.

## OUR MISSION

“To bring a qualitative and quantitative revolution in medical education by providing an environment geared towards promoting research and academic culture in order to improve the existing healthcare system”.

# Core Values



# Quick Facts

**2002**  
year established

**2<sup>nd</sup>**  
in Medical  
Category in HEC  
Rankings

Top '**W**'  
category in  
HEC Quality  
Assurance  
Rating

**75,000+**  
registered &  
**30,000+**  
enrolled  
students

**5800**  
Faculty members  
in affiliated  
institutes

**83**  
affiliated  
institutes and  
colleges

**5000+**  
Graduates  
pass-out  
annually

**115**  
programmes  
on-campus & off-  
campus

**10%**  
of total budget  
spent on  
research

# Profile Sheet for 2015-16

Grant of Charter	28th September, 2002
HEC Category	“W” category (88.00 points)
HEC Ranking (Ranking 2015)	2nd in Medical category
Vice Chancellor	Maj Gen (R) Prof Muhammad Aslam (Since 9th February, 2013 to-date)
Location of campus with area (Area: 5 Acres)	Khayaban-e-Jamia Punjab, 54600 – Lahore, Pakistan
Sub-Campus	Kala Shah Kaku Campus (Under construction) Area: 50 Acres
Hostels with Capacity	One Boys Hostel at Kala Shah Kaku Campus (Capacity: 200)
Constituent College	Gujranwala Medical College, Gujranwala
Teaching Hospital	DHQ Hospital Gujranwala
Faculties	Five (05), Basic Medical Sciences, Medicine and Allied, Surgery and Allied, Pharmacy, Nursing & Allied Health Sciences

Department	19
Programmes/ Courses	115 (92 Postgraduate + 23 Undergraduate)
Affiliated Colleges	83 (Programme-wise 115)
Registered Students	75592
Enrolled Students	30703
Teaching Staff (Off-Campus)	5781
Teaching Staff (On-Campus)	37
Non-Teaching Staff (On-Campus)	270
Volume of Budget	Rs.747.838 (M)
Ratio of Development Vs Non-Development Budget	40.79% Development & 59.21% Non-Development Budget.
Endowment Fund	Rs.2255 (M)
Library Collection	7514 books, 41800 e-books, 26000 e-journals
Website	www.uhs.edu.pk



# Milestones



# Governance



## UNIVERSITY GOVERNANCE

The University was established by the University of Health Sciences Lahore Ordinance, 2002 (LVIII of 2002). It's a public sector university recognized by the Higher Education Commission of Pakistan, Pakistan Medical and Dental Council, and included in the Directory of the World Health Organization.

### Jurisdiction:

The University exercises its powers conferred on it by or under its Ordinance within the territorial limits of the Province of the Punjab. Its Section 37 reads:

“All medical institutions, whether in public or private sector, located within the geographical boundaries of the Province of the Punjab, whether affiliated with any other university, examination board or a medical faculty, notwithstanding anything contained in any other law for the time being in force, shall affiliate with the University within such period and on such terms and conditions, as may be prescribed.”

### Role:

The primary role of the university, as specified in the Ordinance 2002, includes provision of instruction and dissemination of knowledge, advancement of research, prescription of courses of studies, holding of examination, award of degrees, diplomas, certificates and other destinations, establishment of institutes,

colleges, centres of learning for the development of teaching and research.

#### **Board of Governors:**

The general supervision and control of the administrative, academic and financial affairs and the powers to lay down the policies of the university is vested in a Board of Governors currently consisting of the following members:

1. Senator Muhammad Ishaq Dar, Chairman.
2. Prof. Dr. Malik Hussain Mubbashar, Member,
3. Prof. Dr. Amer Aziz, Member
4. Ms. Zarine Aziz
5. Ms. Seema Elahi Baloch
6. Maj Gen (R) Prof Muhammad Aslam, Member
7. The Secretary, Government of the Punjab, Health Department, Member
8. The Secretary, Government of the Punjab, Finance Department, Member
9. Dr. Asad Zaheer, Registrar UHS, Secretary

#### **Governance Documents:**

1. The University Ordinance (LVIII of 2002), UHS (Amendment) Act 2009.
2. The Service Statutes 2005.
3. The Financial Rules 2005.

## **OFFICERS AND AUTHORITIES OF THE UNIVERSITY**

### **A) Officers of the University**

- (i) the Chancellor;
- (ia) the Pro-Chancellor;
- (ii) the Vice Chancellor;
- (iii) the Pro Vice Chancellor;
- (iv) the Chairmen of teaching departments;
- (v) the Registrar;
- (vi) the Treasurer;
- (vii) the Controller of Examinations;
- (viii) the Librarian; and
- (ix) Resident Auditor, etc.

### **B) Authorities of the University**

- (i) the Board of Governors;
- (ii) the Syndicate;
- (iii) the Executive Committee;
- (iv) the Academic Council;
- (v) the Selection Board;
- (vi) the Finance and Planning Committee;
- (vii) the Board of Faculties;
- (viii) the Advanced Studies and Research Board;
- (ix) the Discipline Committee; and such other authorities as may be prescribed.

# University Organization



# University Organization

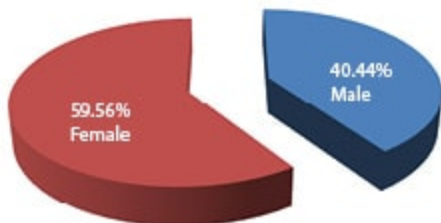


# Students



### Registered Students

Male	30573 (40.44%)
Female	45019 (59.56%)
<b>Total</b>	<b>75592</b>



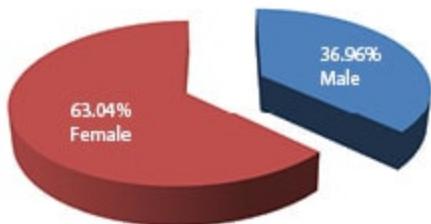
### Programme-wise Registered Students

Programme	Number of Registered Students		
	Male	Female	Total
Ph.D	26	22	48 (0.06%)
M.Phil	560	718	1278 (1.69%)
Masters	3175	1121	4296 (5.68%)
Bachelors	26812	43158	69970 (92.56%)
<b>Total</b>	<b>30573</b>	<b>45019</b>	<b>75592</b>



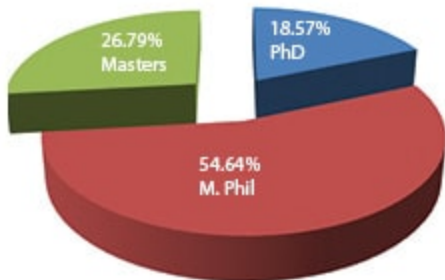
### Enrolled Students

Male	11349 (36.96%)
Female	19354 (63.04%)
<b>Total</b>	<b>30703</b>



### On-Campus Enrollment

Programme	Nubemr of Enrolled Students		
	Male	Female	Total
Ph.D	19	33	52
M.Phil	41	112	153
Masters	23	52	75
Bachelors	-	-	-
<b>Total</b>	<b>83</b>	<b>197</b>	<b>280</b>



### Programme-wise Enrolled Students

Programme	Nubemr of Enrolled Students		
	Male	Female	Total
Ph.D	20	33	53 (0.17%)
M.Phil	102	254	356 (1.16%)
Masters	581	337	918 (2.99%)
Bachelors	10646	18730	29376 (95.68)
<b>Total</b>	<b>11349</b>	<b>19354</b>	<b>30702</b>

**Department – Wise Student Enrollment**

Department	Masters			M.Phil			Ph.D		
	Male	Female	Total	Male	Female	Total	Male	Female	Total
Allied Health Sciences	10	33	43	09	18	27	-	-	-
Anatomy	-	-	-	01	05	06	01	03	04
Behavioural Sciences	-	-	-	02	10	12	-	-	-
Biochemistry	-	-	-	-	03	03	01	01	02
Chemical Pathology	-	-	-	02	04	06	-	-	-
Forensic Sciences	-	-	-	-	02	02	-	-	-
Haematology	-	-	-	03	04	07	-	03	03
Histopathology	-	-	-	06	16	22	03	07	10
Human Genetics	-	-	-	02	03	05	03	05	08
Immunology	-	-	-	-	03	03	-	-	-
Medical Education	09	11	20	-	-	-	01	-	01
Microbiology	-	-	-	06	16	22	06	07	13
Nursing	04	08	12	-	-	-	-	-	-
Oral Biology	-	-	-	02	08	10	-	-	-
Oral Pathology	-	-	-	-	03	03	01	-	01
Pharmacology	-	-	-	03	03	06	01	01	02
Physiology	-	-	-	01	07	08	02	06	08
Dental Materials	-	-	-	04	07	11	-	-	-
<b>Total</b>	<b>23</b>	<b>52</b>	<b>75</b>	<b>41</b>	<b>112</b>	<b>153</b>	<b>19</b>	<b>33</b>	<b>52</b>

Programme	Session 2014-15		Session 2015-16		Session 2016-17	
	Applicants	Selected	Applicants	Selected	Applicants	Selected
Ph.D	150	26	139	45	169	35
M.Phil Basic Medical Sciences	200	72	214	61	171	81
M.Phil Allied Health Sciences	98	26	189	34	127	31
M.Phil Dental Sciences	-	-	82	13	89	21
M.Sc Nursing	153	12	65	16	39	13
<b>Total</b>	<b>601</b>	<b>136</b>	<b>689</b>	<b>169</b>	<b>595</b>	<b>181</b>

## Students Graduation Data

Sr. No.	Programme	Number of Students Passed
1	Ph.D	01
2	M.Phil	39
3	MS	18
4	MD	01
5	MDS	01
6	MSc Nursing	01
7	MSc (BME)	01
8	P.G. Diplomas	27
9	MHPE	14
10	Masters (MMCH, MPH, MHM)	43
11	tDPT	15
12	MBBS	3922
13	BDS	620
14	BSc (AHS)	463
15	BSc (Nursing)	221
16	Pharm D	39
<b>Total</b>		<b>5426*</b>

\*Students who passed their final examinations during 2015-16.

## Degrees Issued

Sr. No.	Programme	Number of Degrees Issued
1	Ph.D	06
2	M.Phil	182
3	MS	43
4	MD	04
5	MDS	04
8	P.G. Diplomas	120
9	MSc (All programmes)	156
12	MBBS	5567
13	BDS	971
14	BSc (AHS & Nursing)	953
15	Duplicate Degrees	142
16	Others	18
<b>Total</b>		<b>8166*</b>

*\*This also includes candidates who passed their examinations in previous years but who applied for their degrees in 2015-16.*



## Examinations