

**MEDICAL & DENTAL  
COLLEGES ADMISSION  
TEST (MDCAT)**

**2019**

Medical / Dental Colleges Admission Test to be held on

**Sunday, 25th August, 2019**

The **University of Health Sciences (UHS) Lahore** shall conduct the test on behalf of the Government of the Punjab.

The test shall start  
at **10:00 A.M. sharp.**

According to the Admission Regulations of Pakistan Medical and Dental Council, it is **MANDATORY** for Punjab domiciled candidates to appear in the Admission Test for admission to MBBS/BDS in any **Public or Private** Medical / Dental Institution of Punjab.

# WEIGHTAGE FORMULA

According to the Admission Regulations 2018 (as amended on 30<sup>th</sup> May, 2019) of Pakistan Medical and Dental Council, the merit of an applicant shall be worked out by adding the marks in following ratio:

- **Intermediate (Pre-Medical)/Equivalent – 50%**
- **Admission Test – 50%**

# ELIGIBILITY CRITERIA

As per PMDC Regulations 2018, minimum 70% (770/1100) marks in FSc (Pre-Medical) or equivalent examination. Those awaiting result can also apply.

## **WHO CAN APPLY**

**Those having domicile of Punjab and Islamabad (ICT).**

**Candidates of Gilgit-Baltistan.**

**Foreigners / Overseas/ Dual Nationals if they have not passed SAT II/American MCAT.**

# WHO CANNOT APPLY

## **Candidates of other provinces**

- who will appear in the Entry Test of their respective province.

**Candidates of Azad Jammu & Kashmir** - who will appear in the State Entry Test of AJK

**Candidates from former FATA** - who will appear in the Entry Test of KPK

# AGE LIMIT AND NUMBER OF CHANCES

As per PMDC regulations , there is **NO AGE LIMIT** for admission to medical / dental institutions.

Provincial Admission Test is held once a year. Test result is valid for one year only.



# CENTRES OF ADMISSION TEST

## Southern Punjab

Bahawalpur , Multan, Rahim Yar Khan and D.G. Khan.

## Central Punjab

Lahore, Faisalabad, Sahiwal, Gujrat, Gujranwala, Sargodha and Sialkot.

## Northern Punjab

Rawalpindi and Hasan Abdal.

# FORMAT OF ADMISSION TEST

- One paper containing **200 MCQs**
- four options with single best answer
  - divided into Four Sections, namely:

# SYLLABUS OF ADMISSION TEST

The **syllabus** of Admission Test 2019 is available on UHS website:  
[www.uhs.edu.pk](http://www.uhs.edu.pk)

The candidates are required to prepare for the Admission Test from their respective Textbooks according to the prescribed syllabus.

# **SYLLABUS OUTLINE**

**The syllabus available on UHS website is basically outline of topics for the guidance of candidates. This is not exhaustive. Candidates are required to prepare the topics in detail from their text books.**

## DURATION & MARKS OF ADMISSION TEST

The duration of Test shall be 150 minutes (2½ Hrs.)

Each question carries one (01) Mark. The total marks of the test shall be 200.

There shall be **No Negative Marking** in the test this year.

# PASS MARKS

According to PMDC Admission Regulations 2018 the candidate is required to pass MDCAT with minimum **60% (i.e., 120/200) marks**.

Candidates who are unable to score minimum **60% marks** in MDCAT shall not be eligible to apply for admissions in public or private medical/dental colleges.

## HOW TO APPLY

The MDCAT 2019 applications shall be filled **online**. The candidate needs not to go anywhere to get the application form.

## HOW TO APPLY

Just login at The Bank of Punjab weblink

<https://www.bop.com.pk/MDCAT-2019>

On clicking the “Register” button, a simple Application Form will appear which the candidate is required to fill.



## HOW TO APPLY

After filling his/her particulars, the candidate will be asked to upload his/her latest colour photograph (not more than 2MB file). After this the candidate can "Submit" his/her application by clicking the **'Submit'** button.

## HOW TO APPLY

It must be noted that the candidate cannot edit his/her application once it has been submitted. On a single CNIC/Passport Number, only one application can be submitted.

## HOW TO APPLY

Upon successful submission of application, the candidate will be assigned a **“Unique Application Serial Number”**. He/she should note that number as it will be used in future for accessing the submitted application and the Admittance Card issued by the University.

## HOW TO APPLY

The candidate should get a print of the filled application form by clicking **"Download & Print"** button. If the facility of printing is not available at that time, the candidate can access his/her application any other time by clicking **"Search Registration"** button.



## HOW TO APPLY

The candidate or his/her nominee is required to visit alongwith his/her printed application, the nearest branch of **The Bank of Punjab**, for fee submission.

On submission of **Rs.1300/- (in cash)** as MDCAT 2019 fee, the concerned bank officer shall stamp the application form and return the **"Candidate's Copy"** of the form to the candidate.

## HOW TO APPLY

**No document (e.g., result cards, domicile, etc.) is required with the application.**

## HOW TO APPLY

After fee submission, the candidate shall be communicated his/her Admittance Card containing his/her Roll Number and Examination Centre via **SMS and E-mail Alerts** at his/her mobile number and E-mail address **within 72 hours**.



## HOW TO APPLY

The Admittance Card of the candidate with his/her **photograph, roll number and centre** shall be sent on his/her E-mail address as an attachment.

## HOW TO APPLY

The candidate can also download his/her Admittance Card on clicking "Search Admittance Card" button on the weblink <https://www.bop.com.pk/MDCAT-2019> after entering his/her "Unique Application Serial Number".

## **CHOICE OF CITY FOR THE TEST**

The candidate can select one out of 13 cities from where he/she wishes to appear in the Admission Test.

# SCHEDULE OF MDCAT 2019 REGISTRATION

The candidates can register online for MDCAT from 19<sup>th</sup> July to 29<sup>th</sup> July, 2019. The registration will be closed at 04:00 pm on 29<sup>th</sup> July, 2019.

# **SCHEDULE OF MDCAT 2019 REGISTRATION**

For submission of fee for MDCAT-2019, the collection services shall be available at the counters of **The Bank of Punjab (BoP) branches all over Pakistan from 19<sup>th</sup> July to 29<sup>th</sup> July, 2019 (excluding Saturdays, Sundays and Gazetted Holidays), 09:00 am to 05:00 pm.**

## **IMPORTANT**

**The web link will be active from 19<sup>th</sup> July, 2019 (09:00 AM).**

**Don't try to access before that.**

**Online Registration is only possible on Desktop/Laptop. It cannot be done on Mobile Phone**

## VERY IMPORTANT

The Mobile Numbers and E-mail address provided in the online Application Form **should be entered correctly and they should be functional in all ways** as the SMS and E-mail alerts regarding allotted Roll Numbers and Examination Centres shall be sent to these mobile numbers and E-mail addresses.

# ON THE DAY OF THE ADMISSION TEST

Admission Test will start exactly at **10:00 A.M.** on **Sunday, 25<sup>th</sup> August, 2019.**

Candidates should reach their respective centres before **09:00 A.M.** i.e., at-least one hour before the commencement of the test.

Examination Centres will be sealed/closed at **09:15 A.M.** No candidate will be allowed to enter the Examination Centre after 09:15 A.M.



# WHAT TO BRING

The candidates must bring the following documents with them on the test day without which they will **NOT** be allowed to sit the test:

- a) **Print out of Admittance Card.**
- b) **Original Passport/CNIC/NICOP/POC/Smart Card for Juvenile issued by NADRA**

## WHAT TO BRING

- Every candidate must bring with him/her:
  - (i) A clean, hard Clip Board without any marks or written material
  - (ii) Two good quality **Blue** ball point pens  
**(Not Pencils , Pointers or Markers)**

**Note:** Domiciles/B-Form shall not acceptable for appearance in MDCAT-2019

# WHAT NOT TO BRING

- Following are **strictly prohibited**:



Calculator



Cell Phones



Books/Notes



Weapons/Arms

**Penalty** : Immediate removal of the candidate from the centre with cancellation of paper.

# WHAT NOT TO BRING



Digital Watches



Smart Watches



Analog Watches are allowed

# BEFORE ATTEMPTING THE TEST

After closing the centres, supervisory staff will distribute the **MCQ Response Forms** among the candidates.

Carefully read the instructions printed on the MCQ Response Form and accordingly fill your Roll Number, enter your particulars and put your signatures on the MCQ Response form.

# HOW TO FILL YOUR ROLL NUMBER

(1)

Roll No.						
0	1	0	0	0	0	1
0	0	0	0	0	0	0
1	1	1	1	1	1	1
2	2	2	2	2	2	2
3	3	3	3	3	3	3
4	4	4	4	4	4	4
5	5	5	5	5	5	5
6	6	6	6	6	6	6
7	7	7	7	7	7	7
8	8	8	8	8	8	8
9	9	9	9	9	9	9

(2)

Roll No.						
1	1	0	0	8	4	1
0	0	0	0	0	0	0
1	1	1	1	1	1	1
2	2	2	2	2	2	2
3	3	3	3	3	3	3
4	4	4	4	4	4	4
5	5	5	5	5	5	5
6	6	6	6	6	6	6
7	7	7	7	7	7	7
8	8	8	8	8	8	8
9	9	9	9	9	9	9

(3)

Roll No.						
0	7	5	3	9	7	0
0	0	0	0	0	0	0
1	1	1	1	1	1	1
2	2	2	2	2	2	2
3	3	3	3	3	3	3
4	4	4	4	4	4	4
5	5	5	5	5	5	5
6	6	6	6	6	6	6
7	7	7	7	7	7	7
8	8	8	8	8	8	8
9	9	9	9	9	9	9

# QUESTION PAPER

At exactly 10:00 am, the Question Paper will be distributed.

First Page of the Question Paper will contain the **Instructions**. Read these instructions carefully.

## QUESTION PAPER

On receiving the Question Paper, immediately enter your roll number and put your signatures on it at the designated place only.



## QUESTION PAPER ID (VERY IMPORTANT)

There shall be Question Papers with different **codes** in which the questions and their responses are shuffled. This code will be printed on the First Page of the Question Paper (e.g, A, B, C, D).

## QUESTION PAPER ID (VERY IMPORTANT)

You are only required to fill the correct circle in the MCQ Response Form against the first row of circles marked as ID.

**Failure to fill the ID properly as per the instructions shall lead to incorrect evaluation of the Response Form for which the University shall not be responsible.**

# HOW TO MARK YOUR ANSWERS

Each question will have **four (04) responses** (answers). You must select the single best answer and **fill the relevant circle completely** on the MCQ Response Form.

# HOW TO MARK YOUR ANSWERS

Use **Blue ball point** only to fill the appropriate circle.

Fill **only one** circle for each entry.

Don't mark answers on the Question Paper.

## HOW TO MARK YOUR ANSWERS

Answers marked with pencils or markers would **NOT** be evaluated

A **lightly, faintly or incompletely** darkened circle will be treated as a wrong method marking and will be rejected.

Use of eraser or white fluid on the Response Form is **NOT** permissible.

## HOW TO MARK YOUR ANSWERS

To fill more than one circle for a single question shall be treated as a **wrong** answer.

# CORRECT AND WRONG WAYS OF MARKING

CORRECT EXAMPLE:



INCORRECT EXAMPLES:





## **MOST IMPORTANT**

**One candidate shall be issued  
only one MCQ Response Form.**

# ROUGH WORK

All rough work must be done **at the end** on the Blank Last Page(s) of Question Paper (**Not on the MCQ Response Form**).

## AT THE END OF EXAMINATION

When the Invigilator says **“STOP”**, the candidates should stop writing and turn over their response forms and Question Papers.

The invigilator will ask the candidates to detach the upper and lower sheets of their Response Forms as well as the First Page of their Question Paper very carefully.

## **AT THE END OF EXAMINATION**

**The upper, coloured sheet of the Response Form, and the First Page of Question Paper are to be returned to invigilation staff, separately.**

Failure to return the First Page of Question Paper or the upper sheet of MCQ Response Form to the Invigilation staff will lead to **automatic disqualification** of the candidate.

Candidates will be allowed to take the Question Paper with them this year.

However, it will be mandatory to detach and handover the First Page of Question Paper to the Invigilation staff.

**The lower black and white sheet of the Response Form will be retained by the candidate.**

**Please remain seated till all the Response Forms and the First Pages of Question Papers have been collected.**

# ATTENDANCE

The candidate shall register his/her attendance twice during the test:

**First**, at the beginning of the test.

**Second**, at the time of handing over the Response Form and First Page of Question Paper to the invigilator when the test is over.



## **SELF-SCORING SYSTEM (SSS)**

**The candidate shall take the lower, black and white sheet of the Response Form and Question Paper with him/her.**

**UHS will display the answer keys of all question papers with different codes on its website as soon as possible. The keys will also be published in all major national dailies.**

Candidates can calculate scores from their carbon copy of Response Form with the help of concerned key.

UHS will declare the official result of Admission Test as soon as possible (usually within a week).

# ADMISSION TEST RESULT

The Admission Test Official Result will be available on its website ([www.uhs.edu.pk](http://www.uhs.edu.pk)).

You can print your result after entering your roll number. UHS will not dispatch formal result cards to any candidate.

# COMPLAINTS

Complaint against any question in the test can be made through email at [info@uhs.edu.pk](mailto:info@uhs.edu.pk) by 06:00 PM on the test day. No complaint in this regard shall be entertained after that.

Complaint, if any, against the result of Admission Test may be lodged to UHS within **one week of the declaration of official result** of the test. No complaint will be entertained before or after that.

# DON'TS OF ADMISSION TEST

Don't fold or tear the response form.


Don't put unnecessary marks/identification marks on your Response Form.

Don't detach the two sheets of Response Form before the test is over.


Don't take upper coloured sheet of Response Form with you after the test otherwise you will be disqualified.



Don't forget to detach and handover the First Page of your Question Paper when the test is over.




Don't try to cheat. MCQs and their responses are shuffled in each question paper.



Don't try to exchange your question paper or response form with some other candidate.



Don't try by any means to duplicate, record, or copy test content.



Don't mark answers on the question paper.

Don't forget to fill your Question Paper ID on the Response Form.

Don't leave your seat until you are allowed.

Don't create disruption of any kind in the Examination Centre.

Don't bring digital/smart watches with you.

# DO'S OF ADMISSION TEST



Do have a good night sleep before Admission Test.

Do have a good breakfast in the morning before heading towards the Test Centre.

Do remember to bring your **Admittance Card and Original Passport/CNIC/Smart Card.**

Do bring two or three good quality blue ball point pens with you.



## DO'S OF ADMISSION TEST

Do remember to count the pages of your Question Paper before you start your test.

If a page or some text is missing, get a new paper of same code from your invigilator before the start of the test.

# ADMISSION PROCESS

The admission process for the session 2019-20 will start at the end of September.

It will be advertised separately.

